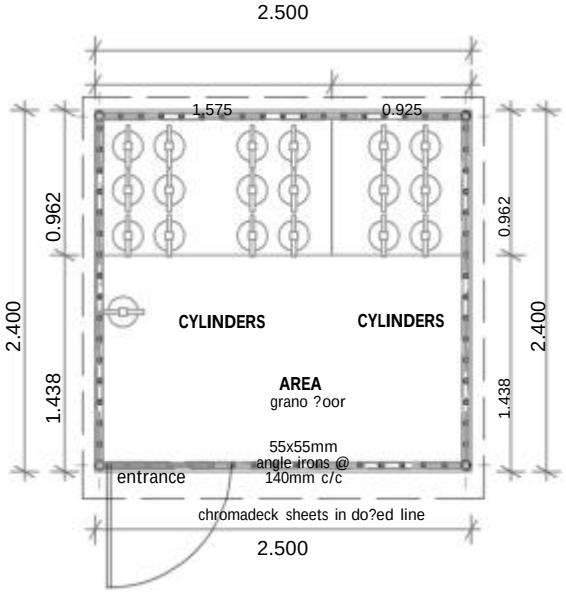

B.O.Q

5 X 750mm 3.6m non combusOable sheets

55 x 55mm 34 lengths x 6m angle irons.

NOTES

safety cage below roo?ng sheets 0f 55 x 55mm angle irons @ 200mm c/c to provide resistance incase of any form explosionon site

0. Ground Floor (1) 1:50

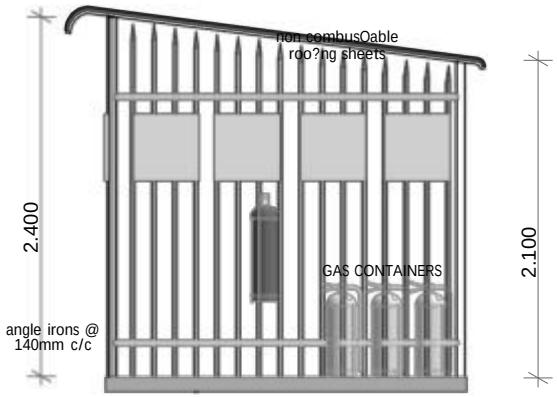

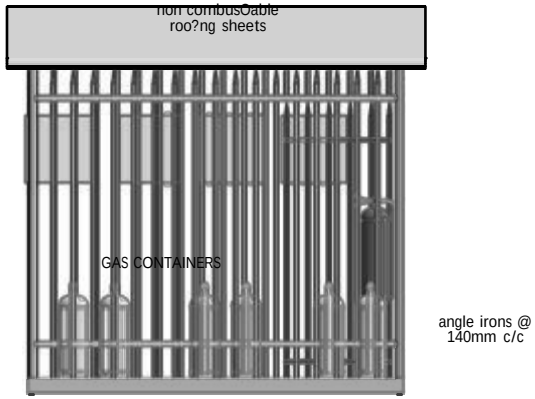

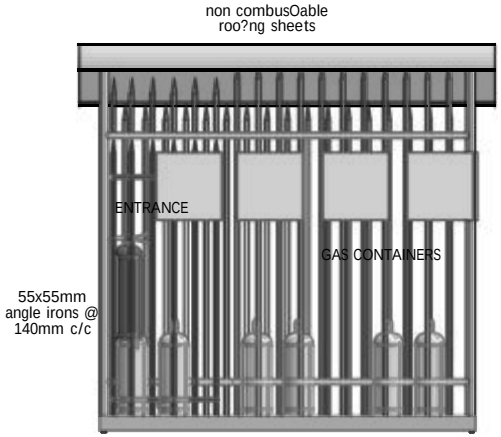

South Elevation (2) 1:50

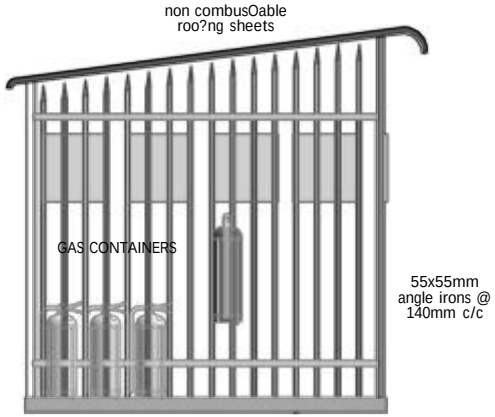

West Elevation (2) 1:50

GENERAL NOTES:

All work is to be carried out strictly in accordance with the National Building Regulations, "good building practices" and the relevant Municipal Regulations.

Quality of all materials & workmanship to comply with the relevant S.A.Z.SWS 960 Part 3 standards.

Re-enforcement is required on the top to make the structure a complete blast cage.

The site should be bolted down.

Material for the structure should be made out of:

16mm deformed bars

40x40x5 Angle Iron

30x30 Square Tubing

This drawing is not to be scaled, figured dimensions to be used at all times.
Unless noted otherwise, all dimensions are given in millimetres.

Contractor is responsible for the correct setting out of the buildings, all external & all internal walls with particular reference to boundaries, building lines, etc. No part of the structure, including roof & rainwater goods, is to encroach upon any servitude area or cadastral boundary.

Contractors are to locate and identify, if any, existing services on site, and to protect these from damage throughout the duration of the works.

Refer to the relevant consultants drawings for co-ordination of work. The work of all disciplines shall be carefully co-ordinated with the overall aesthetic appearance of the building.

All relevant details, levels & dimensions to be checked on site prior to commencement of work.

Architects drawings & details show design intent and are meant to be indicative of the profiles and detailing required for the work.

KEY PLAN

REVISIONS

LETTER	DATE	DESCRIPTION

ISSUED FOR:

INFORMATION

QUANTUM DESIGNS
4 Adams rd st martins
Graniteside harare
Mobile:0773395999
Email:3dgondongwe@yahoo.com

CLIENT:

Z.E.R.A

PROJECT:

PROPOSED GAS STATION

SHEET CONTENT:

FLOOR LAY OUT

SECTIONS,ELEVATIONS

DESIGNED:	SCALE:	DATE:
D. GONDONGWE		4/12/2015
DRAWN BY:	CHECKED BY:	
D. GONDONGWE	WAKAPIRA	
PROJECT NO:	DWG NO.	REV:
#Pln	A.01	0